The top banner features a close-up of the Texas state flag on the left, showing the white star on a blue field and the red and white stripes. On the right, a group of graduates in black gowns and caps are visible, with one male graduate in the foreground smiling broadly and holding a blue folder.

**Texas and ACT:
Partners in College and Career Success**

The ACT is Evolving: Updates for the 25-26 School Year

May 15, 2025

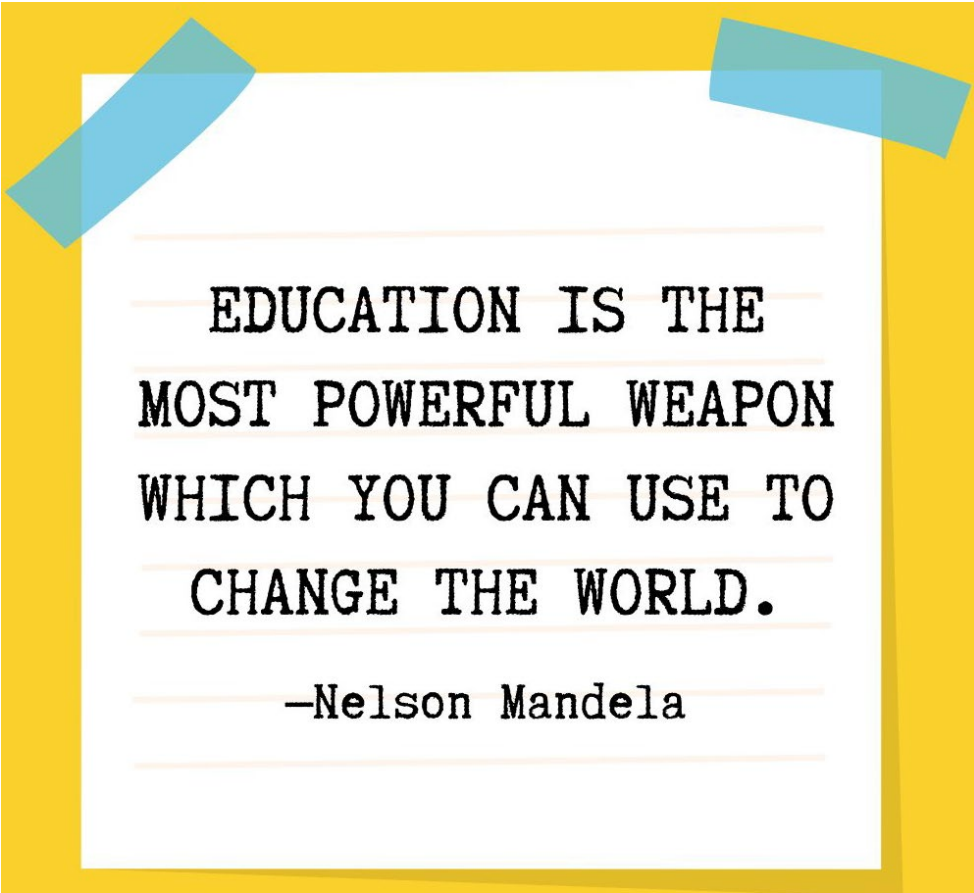


[TX Partnership Website](#)



Agenda

- ACT Now TEXAS Tools & Resources
- Online Reporting Resources
- ACT Enhancements



EDUCATION IS THE
MOST POWERFUL WEAPON
WHICH YOU CAN USE TO
CHANGE THE WORLD.

-Nelson Mandela

ACT Now TEXAS

Tools & Resources


[2025-26 Texas Testing Dates](#)

[ACT Holistic Solutions](#)

[Why Texas Schools and Districts Choose the ACT](#)

[Texas Team](#)


Next Steps

Explore the [benefits](#) of testing students on a school day.

Learn more by reviewing the Texas-related curated [resources](#) below.

Connect with [ACT Texas experts](#). Request a district or school consultation and/or talk to an ACT representative.

Enroll for 2025-26 - Participate in the Texas District Choice ACT administration. Request your personalized enrollment link to start the process. **Deadline for fall enrollment is August 15, 2025.**

Fall 2025 Dates: Enrollment Deadline Aug. 15, 2025

Fall Administration	Paper Test Dates Standard and Accommodations Administrations	Paper Test Dates Accommodations Administration
Test Window 1	Sep. 30, 2025	October 1-4 & October 7-11
Test Window 2	Oct. 14, 2025	October 15-18 & October 21-25
Test Window 3	Oct. 28, 2025	October 29-November 1 & November 4-8

Texas

The ACT Fall

The ACT Spring

Welcome to Your Testing Program

Navigating Your ACT State Testing Webpage

[Watch Video →](#)

Features, Organization, and Resources



[Navigating Your ACT State Testing Webpage Video Transcript \(pdf\)](#)

<https://www.act.org/content/act/en/products-and-services/state-and-district-solutions/texas.html>

The Fall ACT Test: Texas

[Next Steps](#) | [Important Dates](#) | [Help and Contact](#)

Test Administration Process Next Steps

Select your current phase of the test administration process to see resources related to that phase.

1

[Pre-Administration](#)

2

[Test Administration](#)



3

[Post-Administration](#)

1

Step 1: Pre-Administration

Learn about ACT Now

- [Overview \(video\)](#)
- [Accessing In-App Resources \(video\)](#)
- [ACT Now and PearsonAccess ^{TX} Comparison \(pdf\)](#)
- [Glossary of Terms \(pdf\)](#)
- [User Role Matrix \(pdf\)](#)
- [What's New - \(web content\)](#)
- [FAQ's \(web content\)](#)

Setting up ACT Now

- [Setting up Your Contract Quick Start Guide \(pdf\)](#)
- [Adding Users with Roles \(video\)](#)
- [Creating a User Account \(video\)](#)
- [Confirm Organization Participation Status \(video\)](#)
- [Adding Students and Assigning a Test Event \(video\)](#)
- [Quick Start Guide to Managing Students in ACT Now \(pdf\)](#)



START YOUR JOURNEY ▾

Students & Parents K-12

[Texas](#) [The ACT Fall](#) [The ACT Spring](#)

Request Accommodations

Dates:

Accommodations Request Window: (coming soon)

Website: [Success.act.org](#)

- [How to Create an Account to Request Accommodation through TAA \(training tutorial\)](#)
- [Requesting Accommodations and English Learner \(EL\) Supports \(web content\)](#)


Resources:

- [Accessibility Supports Guide for the ACT \(web content\)](#)
- [Test Accessibility and Accommodations \(TAA\) System Supports \(web content\)](#)
- [Test Accessibility and Accommodations \(TAA\) User Guide \(pdf\)](#)
- [Requesting Accommodations and English Learner Supports Using TAA \(video\)](#)
- [Requesting Reconsideration \(TAA User Guide\) \(pdf\)](#)
- [Qualified Exceptions to the Deadline \(pdf\)](#)
- [Taking Assessments Online with a Screen Reader \(pdf\)](#)
- [Consent to Release Information \(pdf\)](#)

Training:

- Test Accommodations and English Learner Supports Training (webinar) (coming soon)
- Test Accommodations and English Learner Supports Training slides (pdf) (coming soon)





Everything you need to create and organize your test events, teams, and tasks.

Log into your workspace

To access ACT Now you may use the same log in credentials as TCM.

Email address

Password

Show

Log in

[Forgot your password?](#)

Don't have an account? [Create a](#)

[ACT Now Login Link](#)



Training District 12
Contract ID: trainer12
www.act.org

The ACT District
Spring 2022
Fall 2022
Early Spring 2023
Late Spring 2023
Late April 2023



[ACT Now Overview Video](#)

The ACT District - Early Spring 2023 - Training District 12



Welcome, **Twelve Trainer**

Everything you need to create and organize your test events, teams and tasks.



Contract

View program details and create a master listing of eligible organizations.

[Open contract page](#)



Administration

View or manage details for the administration selected above.

[Manage an administration](#)



Students

Oversee student registrations, accommodations, and test event assignments.

[Manage students](#)



Test Events

Prepare and facilitate test events within an administration.

[Open events page](#)

ACT College and Career Readiness Solutions for K-12 Professionals

ACT K-12 Solutions →

Equitable Education Starts with the Right Tools

ACT knows you're giving all you can to your students, an education that's all about equity in learning. We want to support student success by giving every student an equal opportunity to fully understand what they need for future success. Use these resources to help jump-start their journey to making their goals a reality. **Take advantage of these FREE events and resources to do just that!**

The **ACT**

ACT Enhancements

The ACT® Test is evolving—featuring fewer questions, more time per question, shorter reading passages, and fewer answer choices to better support student success. Learn more about these enhancements and how they can benefit your students today!

Explore Updates



ACT Summit

Join us at the ACT Summit, where K-12, higher education, and workforce leaders come together to shape the future of education and career readiness.

Register today to be part of the conversation!

Register Today

ACT
**COLLEGE AND CAREER
READINESS
DAY 2025**

Creating a College and Career Readiness Day

Hear guest speakers from Nashville and Portland area schools share best practices for setting up a College and Career Readiness Day for your students.

Watch On-Demand



K-12 Toolkits

Explore our range of toolkits and empower your students for success.

View K-12 Toolkits



Online Assessment Planner

The ACT Curriculum & Assessment Planner helps you align curriculum and assessments to your goals with insights and recommendations. **Start planning today** and build a comprehensive strategy for whole-student success!

Start Planning



Resources for Counselors

Access materials with information to help students register for the National ACT test, learn about test prep options, and much more!

Get the Counselor Toolkit

ACT Counselor Toolkit

Videos - ACT vs SAT

Don't just take our word for it — share these videos with students and parents!



Live Sessions Now Available!

Looking for a bite-sized approach to discovering how ACT can support you, your students, and families? Explore our schedule of live sessions you can attend to get the answers you're looking for. See you there!

Schedule your free session today!

Free Ask Me Anything Event


New York students are unlocking their own potential with the ACT!

"The ACT data is helping us have conversations about what our students need to be successful at when they leave our school — whether they're going into career or they're going to college. I think that we've just begun to scratch the surface of really how we can use the ACT data to serve our students." - Vicky Roller, School Counselor (Newport High School, OR)

Counselors like you across the country are using the ACT and the data and resources we provide to make genuine connections with students and help guide them down a path of readiness for whatever comes next!

Read more success stories below:

- [One Counselor Has Million Dollar Impact](#)
- [Using ACT Data to Start Conversations, Remove Barriers, & Open Doors](#)
- [Engaging with English Learner Families](#)





ACT[®] MY JOURNEY

2025 2025 2025 2025 2025 2025 2025 2025 2025

FEB. 2.12.2025
Spring Forward: Strategic Planning
for College and Career Success

APR. 4.16.2025
Building Skills in Middle School for
Success in High School, College,
and Beyond

JUL. 7.8.2025
Highly Selective College Admissions

AUG. 8.27.2025
College Knowledge Night for
Parents of 9th-11th Graders

SEP. 9.9.2025
College for Students With Learning
Differences

9.16.2025
Crafting Your Creative Future:
College Admissions for Artists &
Performers

<https://www.act.org/content/act/en/students-and-parents/college-and-career-planning-event-sessions.html#register/>



Counselor ~ Student Resources

FREE ACT PRACTICE RESOURCES



PREPARING FOR THE ACT? WE'VE GOT YOU COVERED!

Check out these free practice tests, videos, and study guides to help you feel confident on test day. Click the links below to access each resource instantly!

PRACTICE TESTS, GUIDES, AND VIDEO RESOURCES:

Full-length online practice test that incorporates the upcoming enhancements	Preparing for the ACT Test Guide 2024-2025 (pdf)	Preparación para el examen ACT 2024-2025 (pdf)
Preparing for the ACT Test Guide 2020-2021 Practice Test (pdf)	PreACT Secure Practice Test Booklet and Answer Document (pdf)	ACT English Free ACT Prep Sample Class (video)
ACT Math Free ACT Prep Sample Class (video)	ACT Reading Free ACT Prep Sample Class (video)	ACT Science Free ACT Prep Sample Class (video)
Student Advice on Taking the ACT (video)	Student Advice on Test Anxiety (video)	Student Views on ACT Test Prep (video)
How to Prepare for Taking a Test (video)	Practical Resources, Tools, and Tips to Help You Prepare for the ACT (video)	How Can the ACT Test Help Me? (video)



Scan the QR code for a digital version of this resource!



ONLINE ACT PREP RESOURCES

PRACTICE TESTS AND QUESTIONS:

[Free ACT Practice Test and Resources](#)

[Free ACT Practice Test \(Direct\)](#)

[ACT Online Sample Questions](#)

TEST PREP & STUDY TOOLS:

[ACT Premium Test Prep](#)

[MyACT Free Practice Test User Guide](#)

[ACT Math Practice Quiz Hub](#)

TEST TAKING TIPS & STRATEGIES:

[ACT Exam Testing Tips and Advice](#)

[ACT Tips and Test Taking Strategies](#)

[ACT Science Section Test Tips](#)

UNDERSTANDING THE ACT:

[Why Take the ACT Test](#)

[ACT vs. SAT: Understanding the Difference](#)

[ACT / SAT Concordance](#)

Explore additional free ACT practice materials, test-taking strategies, and helpful resources online.



[act.org](#)

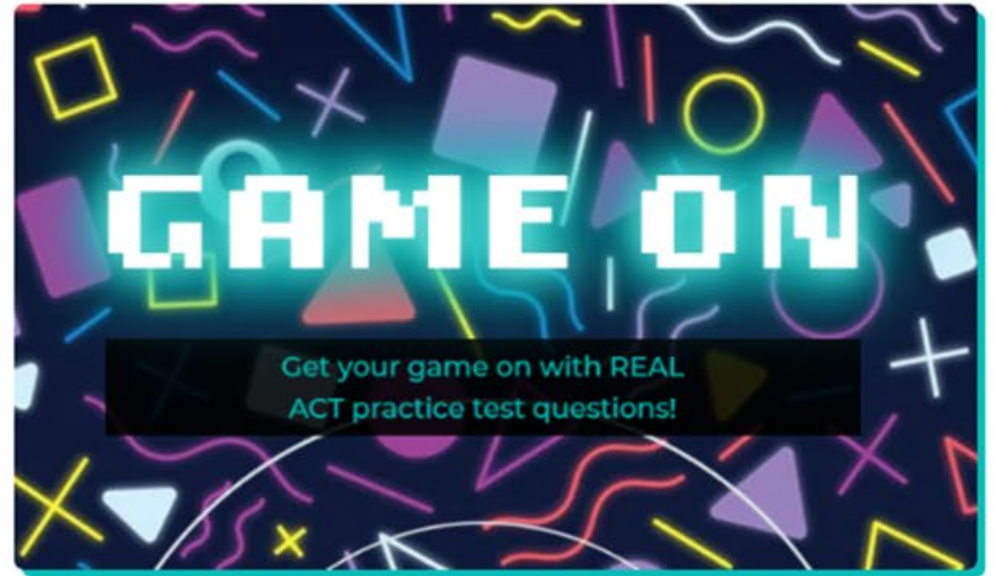


[ACT Prep Resources](#)

New ACT Practice Tool: ACT QuizMe

April 04, 2025

ACT



Get your game on with REAL ACT practice test questions!

FREE & accessible anytime, anywhere
Short, engaging practice sessions
Reinforces key ACT concepts



Each subject matter (English, Math, Reading and Science) contains 3 quizzes

Counselor Blog

A New Gathering Place for Good Ideas

Posts by Tag

[ACT Summit Series](#)[ACT Test](#)[College & Career Readiness](#)[Counselor Blog](#)[Counselor Support](#)[See all](#)

New FREE ACT Practice Materials for Counselors

A huge thank you to our counselor partners for your valuable suggestions and requests for free ACT...

[Counselor Support](#)[Counselor to Student](#)

Counselor Chat Recap: Enhancing the ACT – Resources & FAQs

Thank you to everyone who joined our **Counselor Chat: Enhancing the ACT**. We had a great discussion...

[ACT Test](#)[Counselor Support](#)

New ACT Videos: Shareable Resources for Your Students!

We know that students and families have plenty of questions about the ACT—how to register, what to...

[Counselor Blog](#)[Counselor Support](#)[Counselor to Student](#)

The Importance of LinkedIn for Young Adults

We are thrilled to bring to the ACT Counselor Blog the first in a series of post from presenters at...

[ACT Summit Series](#)

Your Ideas Matter

What Topics Should We Write About?

As you guide students through the year, what resources would be most helpful for you? Let us know!

- ☐ Test Preparation & Access
- ☐ College & Career Conversations
- ☐ Advising for CTE Paths
- ☐ Building Strong School-Community Partnerships
- ☐ Other

First name*

Last name*

Email*

State*

Institution/Employer*

Role*

ACT Recognition Toolkits

Join schools and districts across the country in developing ACT-oriented success recognition!

Recognize Student Achievement

Student Success Recognition Toolkits are a simple way for schools and districts to celebrate student success and encourage students to do their best on the ACT®, PreACT, and WorkKeys Assessments.

The toolkits contain everything your school or district needs to get started. We offer free downloads, including a customizable certificate, social media images, and locker signs.

Show Your Pride in Exceptional Students

Recognizing your students' achievements is vitally important. When a student feels celebrated and recognized, it can improve their self-confidence and motivate them toward college and career success.



Get Your ACT, PreACT, and WorkKeys NCRC Recognition Toolkits Today!

First name*

Last name*

Email*

State*

[Access the Recognition Toolkits](#)

Platinum Prestige

Celebrating students who achieved a Platinum-level WorkKeys NCRC.

- [Locker Sign](#)
- [Digital Photo Frame](#)
- [Social Media](#)
- [Credly Digital Badge](#)
- [Order Honor Cord](#)

PreACT Recognition Toolkit

Download and use this free Student Success Recognition Club Toolkit that contains everything educators need to celebrate student success on the PreACT.



[PreACT Recognition Toolkit](#)

ACT Recognition Toolkit

Download and use this free Student Success Recognition Club Toolkit that contains everything educators need to celebrate student success on the ACT.



[ACT Recognition Toolkit](#)

ACT WorkKeys NCRC Recognition Toolkit

Download and use this free recognition toolkit that contains everything educators need to celebrate student success with the ACT® WorkKeys® National Career Readiness Certificate™ (NCRC®).



[WorkKeys Recognition Toolkit](#)



ACT Counselor Outreach Team

Who We Are

- A dedicated team supporting school counselors with resources and tools to help students succeed.

What We Do

- Host free webinars and provide valuable resources
- Share updates on ACT testing and programs
- Offer best practices and strategies for student success
- Serve as a direct point of contact for counselors

How We Can Help You

- Answer questions and provide personalized support
- Share ACT resources to assist your students
- Connect you with opportunities for collaboration

Additional Resources

- [ACT Counselor Blog](#)
- [1:1 Counselor Meetings with Jasmine](#)



Jasmine Hollis

Regional Program Manager – West Region
ACT Counselor Outreach

Email: counselor@act.org

Texas Educator Guide

Alignment Guide: Texas

Linking the ACT and Texas Standards
to Drive Student Success



ACT[®]

Purpose of the Guide

- This guide is intended to offer information about the content of the **ACT and its alignment to Texas standards**, known as the Texas Essential Knowledge and Skills (TEKS), as well as ideas for how to use the information in teaching and planning activities.
- This is an informational alignment and is intended to support educators and other stakeholders.

Scan the QR Code to
View the ACT Alignment
Guide for Texas



ACT School Day Testing

- **For:** Grades 9th-12th primarily; grades 9-10 (early scores); grade 11 (Fall only-practice for ACT State Testing); grade 12 (senior retake)
- **Time:** Multiple Fall and Spring test date options, selected from those on the state and district website
- **Place:** Students' own classrooms during weekday
- **Format options:** On paper or online, per school or district decision
- **Test types:** The ACT test or the ACT test with writing, per school or district decision
- **Pricing (2025–2026):** \$40 No Writing / \$51 WITH Writing



ACT SCHOOL DAY TESTING 2025-2026 TEXAS PLANNING GUIDE

ACT continues to offer you flexibility in when and how you offer the ACT to your students, with a choice of paper-pencil or online testing formats.

The ACT school day testing window dates for Texas have been released for the 2025-2026 school year. Use these dates below to plan ahead and schedule in-school assessment opportunities for your students.

Test Administration*	Enrollment/Signed Agreement & School List Deadline	Paper Test Date**	Online Testing Windows
Fall 2025 Online & Paper	August 2025	Sep. 30, 2025 (Test Window 1)	Sep. 30, Oct. 1-3 & Oct. 6-10 (Test Window 1)
		Oct. 14, 2025 (Test Window 2)	Oct. 15-18 & Oct. 21-25 (Test Window 2)
		Oct. 28, 2025 (Test Window 3)	Oct. 28-31 & Nov. 3-7 (Test Window 3)
Spring 2026 Online & Paper	January 2026	Feb. 24, 2026 (Test Window 1)	Feb. 24-27 & Mar. 2-6 (Test Window 1)
		Mar. 10, 2026, (Test Window 2)	Mar. 10-13 & Mar. 16-20 (Test Window 2)
		Mar. 24, 2026 (Test Window 3)	Mar. 24-27 & Apr. 1-3 (Test Window 3)

*Districts may participate in one fall and one spring administration.
** Standard Administration - connect with us for more info on accommodation test window dates

\$40 ACT No Writing

\$51 ACT With Writing

INCREASE ACCESS AND OPPORTUNITIES FOR ALL STUDENTS

- Student equity and access
- Data for curriculum and instruction
- Scholarship opportunities
- STEM measurements
- Athletics
- Plans for accelerated learners



[Bookmark this page](#) to see the latest on ACT resources for Texas.



Online Reporting Resources

View Your Past and Present ACT Results

Through the [Success portal](#), School Day and Non-School Day Districts/Charters can:

✓	View student level results after an administration occurs
✓	Disaggregate data by district, campus, subject area, and race/ethnicity
✓	Data available from 2019-20 through 2024-25
✓	Download your ACT roster data into Excel (.xlsx or .csv) to update your own CCMR tracking tools/spreadsheets
✓	Best of all... (on the next slide)

success.act.org is the online portal to the tools and resources to view your organization's ACT information. Within the success portal is a comprehensive Knowledge Hub, which is our one-stop resource area for all products and services offered by ACT.

Even if your district does not contract with ACT, it is important to track results of all national day ACT testers. Contact us for login credentials!

3

Step 3: Post-Administration

Resources for Educators

Website: success.act.org

About Online Reporting:

- [Score Reporting Schedule \(web content\)](#)
- [ACT Online Reporting User Supplement \(web content\)](#)
- [ACT Online Reporting State and District Benefits, Features, Navigation, and Rosters \(video\)](#)
- [ACT Online Reporting State and District Contract Reports and Student Reports \(video\)](#)
- [ACT Online Reporting State and District Summary Data Tool Resources \(video\)](#)
- [Download Data in Online Reporting - FAQs \(web content\)](#)
- [Best Practices for Trusted Agents \(pdf\)](#)
- [ACT Online Reporting User Guide \(pdf\)](#)




About the reports:


- [ACT User Handbook for Educators \(pdf\)](#)
- [Sample Score Report - High School \(pdf\)](#)

Resources for students:

- [Understanding Your Scores \(act.org\)](#)
- [Sample Score Report - Student \(pdf\)](#)
- [Using Your ACT Results \(pdf\)](#)
- [Using-Your-ACT-Results-Spanish \(pdf\)](#)
- [Opting in to EOS \(act.org\)](#)

Online Reporting Portal

[Knowledge Hub](#) 





Sign In

Sign In or [Create Account](#)

Email

Password [Forgot password?](#)

Sign In

Welcome to Success!

The Success community provides ACT customers access to the tools and resources needed to be successful. To view your organization's information, create an account. Accounts will have access to:

Online Reporting: Looking for your school's data, trends, and scores? Sign in here to access your personalized data.

Test Accessibility and Accommodations: Test Accommodation Coordinators will use this system to request student's accommodations or English Learner supports, receive decision notifications, and agree to test previously approved students through Special Testing. **Note- if you are new to Success and have a previous TAA account, please use your TAA email when creating an account.*

PearsonAccess^{next}: Sign in and access the administration system for the ACT.

Resources

Unsure where to begin? Start by exploring the **Knowledge Hub**, our one-stop resource area for all products and services offered by ACT. Simply select a product on the right or through the dropdown menu on the top (no login needed).

Resources



Note: Request access to the data from your school's trusted agent.

<https://success.act.org>

Online Reporting Portal: School Level Data

1

Program: The ACT (All Data) ▼

Roster Summary Data Tools Download Hub

My Summary Results (District)
Summary View

Year: 2021-2022 2020-2021 2019-2020 2018-2019

Organization 4 selected (clear)

Search within Marble Records District

Needle Break State Organization

- ✓ Marble Records District
- ✓ Glacier Aviation High School
- ✓ Marsh Navigation
- ✓ Star House High School

Cancel Get Report

3

Summary View: The ACT (All Data), 2022-2023
Showing students who are College Reportable

Group	Year	Composite		Math	Science	STEM	English	Reading	Writing	ELA
		Valid Number	Mean Score	Mean Score	Mean Score	Mean Score	Mean Score	Mean Score	Mean Score	Mean Score
Marble Records District	2022-2023	25	24.0	22.9	24.0	23.7	23.4	25.0	7.0	23.0
Glacier Aviation High School	2022-2023	12	24.4	23.8	24.2	24.3	23.8	25.5	6.8	21.8
Star House High School	2022-2023	13	23.6	22.1	23.7	23.2	23.1	24.6	8.0	28.0

2

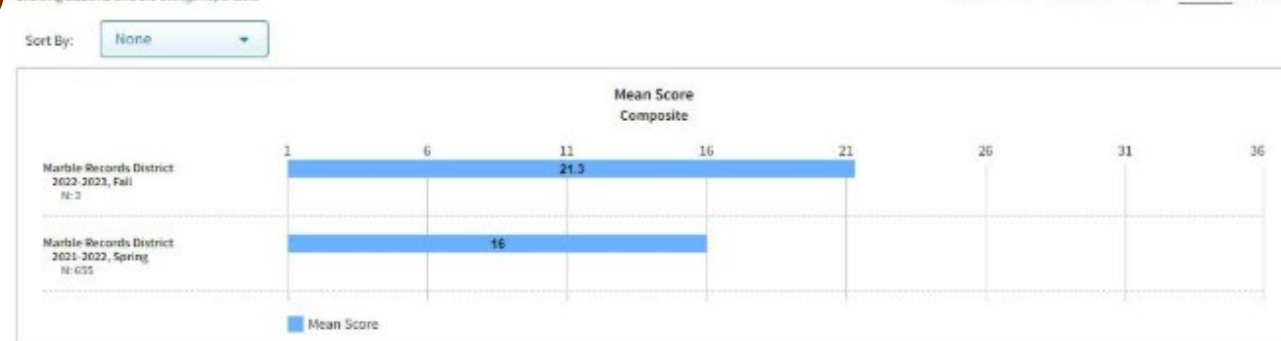
Program: The ACT (All Data) ▼

Roster Summary Data Tools Download Hub

- My Summary Results (District)
Summary View
- English Readiness (District)
English Reporting Categories
- Mathematics Readiness (District)
Mathematics Reporting Categories
- Reading Readiness (District)
Reading Reporting Categories
- Science Readiness (District)
Science Reporting Categories
- College & Career Readiness (District)
Percent of Students in College and Career Readiness (CCRS) Score Ranges
- Score Distribution Quartiles (District)
ACT Score Quartile Values
- Distribution of Planned Educational Majors for All Students by College Plans (District)
Distribution of Planned Educational Majors for All Students by College Plans

4

Summary View: The ACT District Contract, Marble Records District
Showing students who are College Reportable



Use Your Own Data Systems To Analyze ACT Student Data!

eduphoria!

Source: [Importing ACT Test Data to Aware](#)



Source: [Student Portfolio Data Upload](#)

OnDataSuite®

www.ondatasuite.com

Source: [File Center - ACT](#)



Source: [CCMR Data Center](#)

PREACT

ACT College Readiness Benchmarks

- **College and Career Readiness Standards** = skills and knowledge (like TEKS)
- **College Readiness Benchmarks** = level of skills and knowledge for college success

Benchmarks		
Subject	ACT Score	First Year College Course
English	18	English Composition
Math	22	College Algebra
Reading	22	Social Sciences
Science	23	Biology
ELA	20	English Composition and Social Sciences
STEM	26	Calculus, Chemistry, Biology, Physics, and Engineering

Practice Before the ACT: PreACT 8/9 & PreACT

PreACT[®] 8/9

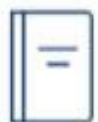
- An 8th/9th grade test aligned to the PreACT and ACT tests
- Multiple-choice paper assessment
- Flexible testing administration dates
- Monitors progress toward college and career readiness
- Predicts performance on the PreACT and the ACT
- Provides an indicator of progress toward career readiness
- FY26 TX Rate: \$16.50 online /\$17.00 paper scored assessment

PreACT[®]

- 10th grade multiple-choice paper assessment
- Shorter in length than the ACT
- Flexible testing administration dates
- Predicts performance on the ACT
- Rapid reporting means earlier and more effective intervention and planning
- Provides an indicator of progress toward career readiness
- FY26 TX Rate: \$16.50 online /\$17.00 paper scored assessment

PreACT Test Times & Item Counts

The PreACT[®] & PreACT 8/9 Components



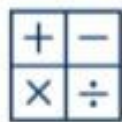
English

Time: 30 min.

PreACT # of Items: 45

PreACT 8/9 # of Items: 40

- Usage/Mechanics:
 - Punctuation
 - Grammar and Usage
 - Sentence Structure
- Rhetorical Skills:
 - Strategy
 - Organization
 - Style



Mathematics

Time: 40 min.

PreACT # of Items: 36

PreACT 8/9 # of Items: 35

- Pre-Algebra
- Elementary Algebra
- Intermediate Algebra
- Coordinate Geometry
- Plan Geometry
- Trigonometry



Reading

Time: 30 min.

PreACT # of Items: 25

PreACT 8/9 # of Items: 25

- Literary Narrative or Prose Fiction
- Humanities
- Social Studies
- Natural Science



Science

Time: 30 min.

PreACT # of Items: 30

PreACT 8/9 # of Items: 30

- Biology
- Earth/Space Sciences
- Chemistry
- Physics Data Representation
- Research Summaries
- Conflicting viewpoints

Addressing Skill Gaps and Informing Instruction

Keep the Booklets!

Students: Item Responses and How to Make Progress

Students receive an item analysis report. Here they can view each question, know the correct answer, and identify which items they answered incorrectly. The report also gives them ideas for progress to improve scores.

Name _____
(Please print)

Your Student ID Number:

PreACT™

2019–2020

ACT
101000-100
Item ID: 101000-100

©2019 by ACT, Inc. All rights reserved.
NOTES: This test material is the confidential copyrighted property of ACT, Inc. and may not be copied, reproduced, sold, or otherwise distributed without the express written permission of ACT, Inc. Violations of ACT's copyright are subject to civil and criminal penalties.

101000-100 Page 1

Item response summary for MATH (1/3)

The tables below show the percent of students in the reported group that chose each response option. The Omit column shows the percent of students that did not respond to the item. The results are grouped by reporting categories within the reported subject. The asterisk (*) indicates the correct response.

Preparing for Higher Math						
Item	A/F	B/G	C/H	D/J	E/K	Omit
3	5	4	0	2	*89	0
5	2	2	0	*85	0	5
6	*10	50	10	2	23	5
8	*79	0	15	0	0	0
9	7	*77	9	2	0	5
10	0	0	0	5	*90	5
13	10	*89	7	2	2	10
16	10	10	0	7	*73	0
17	4	*25	0	66	0	5
18	*80	8	0	2	0	10
19	5	0	*83	1	0	10
20	14	15	5	2	*54	10
21	*52	10	20	2	6	10
22	13	*50	0	2	9	20
25	20	*44	0	2	14	10
28	52	0	*38	2	0	10
29	30	6	*35	2	12	5
30	*80	0	0	10	0	10
31	2	0	0	*31	0	65
34	25	*43	0	2	0	30
36	*21	6	21	2	20	30

Number & Quantity						
Item	A/F	B/G	C/H	D/J	E/K	Omit
19	5	0	*83	1	0	10
25	20	*44	0	2	14	10
29	30	6	*35	2	12	5

Algebra

Item	A/F	B/G	C/H	D/J	E/K	Omit
5	2	2	6	*85	0	5
10	0	0	0	5	*90	5
18	*80	8	0	2	0	10
21	*52	10	20	2	6	10
30	*80	0	0	10	0	10

Functions

Item	A/F	B/G	C/H	D/J	E/K	Omit
3	5	4	0	2	*89	0
6	*10	50	10	2	23	5
16	10	10	0	7	*73	0
34	25	*43	0	2	0	30
36	*21	6	21	2	20	30

MATH

Correctly Answered: 20 of 36
Omitted: 1 of 36
Incorrectly Answered: 15 of 36

Question	Correct Answer	Incorrect Response
1	A	
2	F	
3	B	E
4	G	H
5	D	
6	H	
7	A	
8	F	J
9	D	E
10	H	
11	B	
12	J	
13	C	B
14	G	H
15	E	C
16	K	
17	D	
18	H	G
19	C	
20	K	F
21	A	
22	J	
23	B	A
24	G	
25	E	D
26	F	
27	C	B
28	J	F
29	C	
30	H	
31	A	C
32	F	
33	D	-
34	G	H
35	E	
36	K	F

Ideas for Progress

Number & Quantity

- recognize, identify, and apply basic properties of real numbers (e.g., commutative, associative, identities)

Algebra

- evaluate algebraic expressions and solve simple equations, using integers for Algebra

Functions

- use function notation to create equations that model real-world and mathematical problems

Geometry

- find area and perimeter of triangles and rectangles by substituting given values into standard geometric formulas

Statistics & Probability

- gather, organize, display, and analyze data in a variety of ways for use in problem solving

Educators: Item Response Summary

Identify how your students answered each item: right, wrong, or did not answer.

Educators: Which specific areas can my students improve?

Based on certain items, understand the content areas where you can improve curriculum before the ACT test to boost students' college readiness.

PreACT and PreACT 8/9 Report Package

2020-2021 PreACT™ 8/9 Educator Report
School Report - Grade 9

STATE : RI
SCHOOL : WASHINGTON HIGH SCHOOL
SORT CODE : 40102930
Total Students in Report: 124

What was the frequency of the PreACT 8/9 scores of our students? (1/2)

Your school's frequency distribution of PreACT 8/9 scores are given below. In evaluating your school's PreACT 8/9 scores relative to the ACT College Readiness Benchmarks, consider that students will experience growth in their achievement by the time they take the ACT.

Frequency Distribution

PreACT 8/9 Score	Composite		Math		Science		STEM		English		Reading	
	Local Freq.	Local CP*	Nat'l Freq.	Nat'l CP*	Local Freq.	Local CP*	Nat'l Freq.	Nat'l CP*	Local Freq.	Local CP*	Nat'l Freq.	Nat'l CP*
30	3	73	99	0	73	99	0	60	97	0	65	98
29	1	67	98	1	73	98	1	60	96	1	65	98
28	1	65	97	1	73	97	1	58	95	1	63	97
27	2	63	96	1	71	95	0	56	94	1	30	95
26	1	58	94	1	69	94	1	56	93	1	58	94
25	0	56	91	1	67	93	1	54	91	0	56	92
24	1	56	89	2	65	91	1	52	88	2	53	89
23	2	54	86	1	63	89	1	50	85	1	50	87
22	0	50	82	2	58	87	2	48	81	1	48	83
21	2	50	78	1	56	84	1	44	76	2	44	79
20	1	46	73	1	52	79	2	42	70	1	42	74
19	1	44	68	2	50	74	1	38	64	2	68	67
18	2	42	62	1	48	66	2	35	57	1	65	60
17	1	38	55	3	44	56	1	31	50	3	29	51
16	2	35	48	3	42	44	1	29	42	1	27	41
15	1	31	39	3	35	31	1	27	35	2	23	31
14	2	29	30	2	29	19	1	25	27	1	21	21
13	1	25	22	2	23	10	1	23	21	1	19	12
12	1	23	14	1	19	4	1	21	14	2	15	6
11	1	21	7	2	15	1	1	19	9	1	13	2
10	2	19	3	0	13	1	1	17	6	1	10	1
9	1	15	1	1	8	1	1	15	3	0	10	1
8	0	13	1	0	8	1	1	13	1	1	8	1
7	1	13	1	0	6	1	0	10	1	0	8	1
6	1	10	1	0	6	1	1	10	1	1	6	1
5	1	8	1	1	6	1	1	8	1	1	4	1
4	0	6	1	0	6	1	1	8	1	0	4	1
3	1	6	1	0	4	1	0	6	1	3	13	1
2	0	4	1	0	4	1	0	6	1	0	4	1
1	2	4	1	2	4	1	3	6	1	2	4	1
Mean	21.4	17.7	21.8	17.9	23.2	18.1	22.7	18.3	16.9	16.0	24.6	18.3
Std. Dev.	10.5	5.0	9.9	4.3	11.4	5.4	10.4	4.6	9.8	6.4	11.5	6.2

CO#: 3456789
CH: 54321
PN#: 333333333

28-OCT-20
PreACT 8/9

2 of 9

STATE : RI
SCHOOL : WASHINGTON HIGH SCHOOL
SORT CODE : 40102930
Total Students in Report: 124

option. The Omit column shows the percent of the reported subject. The asterisk (*) indicates the

Quantity

F	B/G	C/H	D/J	E/K	Omit
0	*92	0	2	0	6
0	0	0	2	*62	36

F	B/G	C/H	D/J	E/K	Omit
0	*74	0	2	0	25
0	0	0	2	0	9

F	B/G	C/H	D/J	E/K	Omit
0	0	*79	2	0	19
2	0	0	*77	0	21

F	B/G	C/H	D/J	E/K	Omit
0	0	0	2	*91	8
0	*74	0	2	0	25

F	B/G	C/H	D/J	E/K	Omit
0	0	0	2	0	38
2	0	0	*42	0	57

CO#: 3456789
CH: 54321
PN#: 333333333

2019-2020 PreACT™ 8/9 Early Intervention Rosters
School Report - Grade 9

STATE : RI
SCHOOL : WASHINGTON HIGH SCHOOL
SORT CODE : 123456
Total Students in Report: 124

to attend college, lower, or do not plan to take college core coursework?

	COMP	Math	Science	STEM	English	Reading
* 8/9 Test Score	21	19	17	18	19	21
ACT Score Range	18-21	18-21	15-20	17-20	18-22	19-24
* 8/9 Test Score	19	17	18	19	21	21
ACT Score Range	18-21	15-20	17-20	18-22	19-24	18-21
* 8/9 Test Score	21	19	17	18	19	21
ACT Score Range	18-21	18-21	15-20	17-20	18-22	19-24
* 8/9 Test Score	19	17	18	19	21	21
ACT Score Range	18-21	15-20	17-20	18-22	19-24	18-21
* 8/9 Test Score	21	19	17	18	19	21
ACT Score Range	18-21	18-21	15-20	17-20	18-22	19-24
* 8/9 Test Score	19	17	18	19	21	21
ACT Score Range	18-21	15-20	17-20	18-22	19-24	18-21
* 8/9 Test Score	21	19	17	18	19	21
ACT Score Range	18-21	18-21	15-20	17-20	18-22	19-24
* 8/9 Test Score	19	17	18	19	21	21
ACT Score Range	18-21	15-20	17-20	18-22	19-24	18-21
* 8/9 Test Score	21	19	17	18	19	21
ACT Score Range	18-21	18-21	15-20	17-20	18-22	19-24
* 8/9 Test Score	19	17	18	19	21	21
ACT Score Range	18-21	15-20	17-20	18-22	19-24	18-21
* 8/9 Test Score	21	19	17	18	19	21
ACT Score Range	18-21	18-21	15-20	17-20	18-22	19-24
* 8/9 Test Score	19	17	18	19	21	21
ACT Score Range	18-21	15-20	17-20	18-22	19-24	18-21
* 8/9 Test Score	21	19	17	18	19	21
ACT Score Range	18-21	18-21	15-20	17-20	18-22	19-24
* 8/9 Test Score	19	17	18	19	21	21
ACT Score Range	18-21	15-20	17-20	18-22	19-24	18-21
* 8/9 Test Score	21	19	17	18	19	21
ACT Score Range	18-21	18-21	15-20	17-20	18-22	19-24
* 8/9 Test Score	19	17	18	19	21	21
ACT Score Range	18-21	15-20	17-20	18-22	19-24	18-21
* 8/9 Test Score	21	19	17	18	19	21
ACT Score Range	18-21	18-21	15-20	17-20	18-22	19-24
* 8/9 Test Score	19	17	18	19	21	21
ACT Score Range	18-21	15-20	17-20	18-22	19-24	18-21
* 8/9 Test Score	21	19	17	18	19	21
ACT Score Range	18-21	18-21	15-20	17-20	18-22	19-24
* 8/9 Test Score	19	17	18	19	21	21
ACT Score Range	18-21	15-20	17-20	18-22	19-24	18-21
* 8/9 Test Score	21	19	17	18	19	21
ACT Score Range	18-21	18-21	15-20	17-20	18-22	19-24
* 8/9 Test Score	19	17	18	19	21	21
ACT Score Range	18-21	15-20	17-20	18-22	19-24	18-21
* 8/9 Test Score	21	19	17	18	19	21
ACT Score Range	18-21	18-21	15-20	17-20	18-22	19-24
* 8/9 Test Score	19	17	18	19	21	21
ACT Score Range	18-21	15-20	17-20	18-22	19-24	18-21
* 8/9 Test Score	21	19	17	18	19	21
ACT Score Range	18-21	18-21	15-20	17-20	18-22	19-24
* 8/9 Test Score	19	17	18	19	21	21
ACT Score Range	18-21	15-20	17-20	18-22	19-24	18-21
* 8/9 Test Score	21	19	17	18	19	21
ACT Score Range	18-21	18-21	15-20	17-20	18-22	19-24
* 8/9 Test Score	19	17	18	19	21	21
ACT Score Range	18-21	15-20	17-20	18-22	19-24	18-21
* 8/9 Test Score	21	19	17	18	19	21
ACT Score Range	18-21	18-21	15-20	17-20	18-22	19-24
* 8/9 Test Score	19	17	18	19	21	21
ACT Score Range	18-21	15-20	17-20	18-22	19-24	18-21
* 8/9 Test Score	21	19	17	18	19	21
ACT Score Range	18-21	18-21	15-20	17-20	18-22	19-24
* 8/9 Test Score	19	17	18	19	21	21
ACT Score Range	18-21	15-20	17-20	18-22	19-24	18-21
* 8/9 Test Score	21	19	17	18	19	21
ACT Score Range	18-21	18-21	15-20	17-20	18-22	19-24
* 8/9 Test Score	19	17	18	19	21	21
ACT Score Range	18-21	15-20	17-20	18-22	19-24	18-21
* 8/9 Test Score	21	19	17	18	19	21
ACT Score Range	18-21	18-21	15-20	17-20	18-22	19-24
* 8/9 Test Score	19	17	18	19	21	21
ACT Score Range	18-21	15-20	17-20	18-22	19-24	18-21
* 8/9 Test Score	21	19	17	18	19	21
ACT Score Range	18-21	18-21	15-20	17-20	18-22	19-24
* 8/9 Test Score	19	17	18	19	21	21
ACT Score Range	18-21	15-20	17-20	18-22	19-24	18-21
* 8/9 Test Score	21	19	17	18	19	21
ACT Score Range	18-21	18-21	15-20	17-20	18-22	19-24
* 8/9 Test Score	19	17	18	19	21	21
ACT Score Range	18-21	15-20	17-20	18-22	19-24	18-21
* 8/9 Test Score	21	19	17	18	19	21
ACT Score Range	18-21	18-21	15-20	17-20	18-22	19-24
* 8/9 Test Score	19	17	18	19	21	21
ACT Score Range	18-21	15-20	17-20	18-22	19-24	18-21
* 8/9 Test Score	21	19	17	18	19	21
ACT Score Range	18-21	18-21	15-20	17-20	18-22	19-24
* 8/9 Test Score	19	17	18	19	21	21
ACT Score Range	18-21	15-20	17-20	18-22	19-24	18-21
* 8/9 Test Score	21	19	17	18	19	21
ACT Score Range	18-21	18-21	15-20	17-20	18-22	19-24
* 8/9 Test Score	19	17	18	19	21	21
ACT Score Range	18-21	15-20	17-20	18-22	19-24	18-21
* 8/9 Test Score	21	19	17	18	19	21
ACT Score Range	18-21	18-21	15-20	17-20	18-22	19-24
* 8/9 Test Score	19	17	18	19	21	21
ACT Score Range	18-21	15-20	17-20	18-22	19-24	18-21
* 8/9 Test Score	21	19	17	18	19	21
ACT Score Range	18-21	18-21	15-20	17-20	18-22	19-24
* 8/9 Test Score	19	17	18	19	21	21
ACT Score Range	18-21	15-20	17-20	18-22	19-24	18-21
* 8/9 Test Score	21	19	17	18	19	21
ACT Score Range	18-21	18-21	15-20	17-20	18-22	19-24
* 8/9 Test Score	19	17	18	19	21	21
ACT Score Range	18-21	15-20	17-20	18-22	19-24	18-21
* 8/9 Test Score	21	19	17	18	19	21
ACT Score Range	18-21	18-21	15-20	17-20	18-22	19-24
* 8/9 Test Score	19	17	18	19	21	21
ACT Score Range	18-21	15-20	17-20	18-22	19-24	18-21
* 8/9 Test Score	21	19	17	18	19	21
ACT Score Range	18-21	18-21	15-20	17-20	18-22	19-24
* 8/9 Test Score	19	17	18	19	21	21
ACT Score Range	18-21	15-20	17-20	18-22	19-24	18-21
* 8/9 Test Score	21	19	17	18	19	21
ACT Score Range	18-21	18-21	15-20	17-20	18-22	19-24
* 8/9 Test Score	19	17	18	19	21	21
ACT Score Range	18-21	15-20	17-20	18-22	19-24	18-21
* 8/9 Test Score	21	19	17	18	19	21
ACT Score Range	18-21	18-21	15-20	17-20	18-22	19-24
* 8/9 Test Score	19	17	18	19	21	21
ACT Score Range	18-21	15-20	17-20	18-22	19-24	18-21
* 8/9 Test Score	21	19	17	18	19	21
ACT Score Range	18-21	18-21	15-20	17-20	18-22	19-24
* 8/9 Test Score	19	17	18	19	21	21
ACT Score Range	18-21	15-20	17-20	18-22	19-24	18-21
* 8/9 Test Score	21	19	17	18	19	21
ACT Score Range	18-21	18-21	15-20	17-20	18-22	19-24
* 8/9 Test Score	19	17	18	19	21	21
ACT Score Range	18-21	15-20	17-20	18-22	19-24	18-21
* 8/9 Test Score	21	19	17	18	19	21
ACT Score Range	18-21	18-21	15-20	17-20	18-22	19-24
* 8/9 Test Score	19	17	18	19	21	21
ACT Score Range	18-21	15-20	17-20	18-22	19-24	18-21
* 8/9 Test Score	21	19	17	18	19	21
ACT Score Range	18-21	18-21	15-20	17-20	18-22	19-24
* 8/9 Test Score	19	17	18	19	21	21
ACT Score Range	18-21	15-20	17-20	18-22	19-24	18-21
* 8/9 Test Score	21	19	17	18	19	21
ACT Score Range	18-21	18-21	15-20	17-20	18-22	19-24
* 8/9 Test Score	19	17	18	19	21	21
ACT Score Range	18-21	15-20	17-20	18-22	19-24	18-21
* 8/9 Test Score	21	19	17	18	19	21
ACT Score Range	18-21	18-21	15-20	17-20	18-22	19-24
* 8/9 Test Score	19	17	18	19	21	21
ACT Score Range	18-21	15-20	17-20	18-22	19-24	18-21
* 8/9 Test Score	21	19	17	18	19	21
ACT Score Range	18-21	18-21	15-20	17-20	18-22	19-24
* 8/9 Test Score	19	17	18	19	21	21
ACT Score Range	18-21	15-20	17-20	18-22	19-24	18-21
* 8/9 Test Score	21	19	17	18	19	21
ACT Score Range	18-21	18-21	15-20	17-20	18-22	19-24
* 8/9 Test Score	19	17	18	19	21	21
ACT Score Range	18-21	15-20	17-20	18-22	19-24	18-21
* 8/9 Test Score	21	19	17	18	19	21
ACT Score Range	18-21	18-21	15-20	17-20	18-22	19-24
* 8/9 Test Score	19	17	18	19	21	21
ACT Score Range	18-21	15-20	17-20	18-22	19-24	18-21
* 8/9 Test Score	21	19	17	18	19	21
ACT Score Range	18-21	18-21	15-20	17-20	18-22	19-24
* 8/9 Test Score	19	17	18	19	21	21
ACT Score Range	18-21	15-20	17-20	18-22	19-24	18-21
* 8/9 Test Score	21	19	17	18	19	21
ACT Score Range	18-21	18-21	15-20	17-20	18-22	19-24
* 8/9 Test Score	19	17	18	19	21	21
ACT Score Range	18-21	15-20	17-20	18-22	19-24	18-21
* 8/9 Test Score	21	19	17	18	19	21
ACT Score Range	18-21	18-21	15-20	17-20	18-22	19-24
* 8/9 Test Score	19	17	18	19	21	21
ACT Score Range	18-21	15-20	17-20	18-22	19-24	18-21
* 8/9 Test Score	21	19	17	18	19	21
ACT Score Range	18-21	18-21	15-20	17-20	18-22	19-24
* 8/9 Test Score	19	17	18	19	21	21
ACT Score Range	18-21	15-20	17-20	18-22	19-24	18-21
* 8/9 Test Score	21	19	17	18	19	21
ACT Score Range	18-21	18-21	15-20	17-20	18-22	19-24
* 8/9 Test Score	19	17	18	19	21	21
ACT Score Range	18-21	15-20	17-20	18-22	19-24	18-21
* 8/9 Test Score	21	19	17	18	19	21
ACT Score Range	18-21	18-21	15-20	17-20	18-22	19-24
* 8/9 Test Score	19	17	18	19	21	21
ACT Score Range	18-21	15-20	17-20	18-22	19-24	18-21
* 8/9 Test Score	21	19	17	18	19	21
ACT Score Range	18-21	18-21	15-20	17-20	18-22	19-24
* 8/9 Test Score	19	17	18	19	21	21
ACT Score Range	18-21	15-20	17-20	18-22	19-24	18-21
* 8/9 Test Score	21	19	17	18	19	21
ACT Score Range	18-21	18-21	15-20	17-20	18-22	19-24
* 8/9 Test Score	19	17	18	19	21	21
ACT Score Range	18-21	15-20	17-20	18-22	19-24	18-21
* 8/9 Test Score	21	19	17	18	19	21
ACT Score Range	18-21	18-21	15-20	17-20	18-22	19-24
* 8/9 Test Score	19	17	18	19	21	21
ACT Score Range	18-21	15-2				

PreACT 8/9 and PreACT Data

PreACT and PreACT 8/9 Paper Report Item	ACT Online Reporting Equivalent	ACT Online Reporting Location
Individual Student Score Report	Individual Student Score Report	1. Select Student Scores from the Roster Tab 2. If needed select the appropriate school 3. Select the Student Icon in upper right corner or click on a student's Last Name from the Roster View
Student List Report (No longer printed and shipped)	Student Scores	Select Student Scores from the Roster Tab
Item Response Summary (No longer printed and shipped)	Item Response Summary	Select Item Response Summary from the Summary Tab
Early Intervention Rosters (No longer printed and shipped)	Early Intervention Rosters	Select Early Intervention Rosters from the Roster Tab
Educator Reports (No longer printed and shipped)		
• What was the frequency of our student scores?	My Summary Results	Select My Summary Results from the Summary Tab. You can also create a frequency distribution for composite or subject-specific scores under the Data Tools tab.
• Percent of students in National Quartiles	Local Quartile	Select Local Quartile from the Summary Tab.
• Do our student scores differ by Ethnic and Gender group?	Average Scores by Ethnicity and Gender	Select Average Scores by Ethnicity and Gender from the Summary Tab.

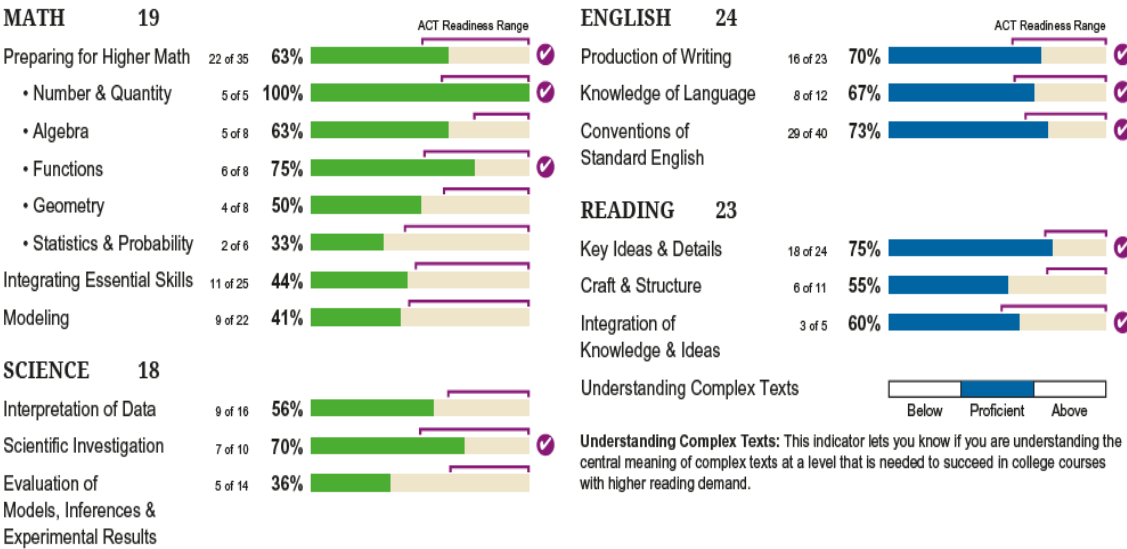
ACT Online Reporting PreACT and PreACT 8/9 Reports

• Do our student's scores differ by the courses they have taken or are currently taking?	Average Scores (by Subject) Course Pattern	Select Average Scores by (Subject) Course Pattern from the Summary Tab
• On Track for College Core Coursework?	Average Scores by On Track for Core Coursework Status	Select Average Scores by On Track for Core Coursework Status from the Summary Tab
• How do our student's Composite scores and coursework plans relate to their educational plans?	Average Composite Score and Coursework Plans by Educational Plans	Select Average Composite Score and Coursework Plans by Educational Plans from the Summary Tab
• How do our student's Composite scores and coursework plans relate to their expressed needs for help?	Average Composite Score and Coursework Plans by Expressed Needs for Help	Select Average Composite Score and Coursework Plans by Expressed Needs for Help from the Summary Tab
• How do our student's scores, coursework plans, and educational plans relate to their career interests?	Students Scores, Coursework Plans and Educational Plans by Career Interest	Select Students Scores, Coursework Plans and Educational Plans by Career Interest from the Summary Tab
• How did our students respond to local items?	How did our students respond to local items?	Select How did our students respond to local items? from the Summary Tab
Data File	Student Records	Select Download Hub tab to request files and queued pdfs of other reports.

ACT Student Reports

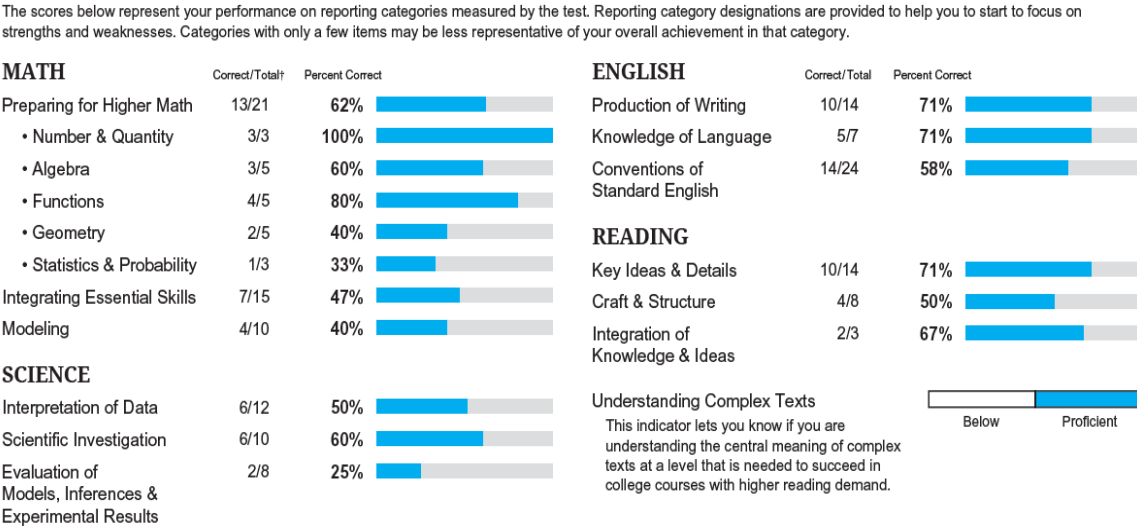
ACT Student Report

Detailed Results



PreACT Student Report

Your Detailed PreACT Results



*** About the PreACT test and score scale**
The PreACT is shorter than the full ACT and is based on a subset of ACT test specifications. The PreACT is reported on the same 1 to 36 score scales as the ACT, but PreACT has a maximum score of 35.

† Math test questions can map to multiple reporting categories, so totals will exceed the number of questions on test.


PreACT Composite Score: For each test we converted your number of correct answers into a 1 to 35 score. Your Composite score is the average of your scores on the four subject tests (math, science, English, and reading) rounded to the nearest whole number. If you left any test completely blank, that score is reported as two dashes and no Composite score is computed.

STEM: Science, Technology, Engineering, and Math.

Planning Early for Success – PreACT 8/9, PreACT

Your PreACT® 8/9 Composite Score is 19

This graph shows your PreACT 8/9 scores and how they compare to the PreACT 8/9 Readiness Benchmarks.



Your Predicted PreACT® Composite Score Range is 21–24

The predicted PreACT score ranges assume you will have typical achievement growth and take the PreACT test in 10th grade.

21–24 COMPOSITE	21–25 MATH	19–23 SCIENCE	20–23 STEM	21–25 ENGLISH	22–27 READING
--------------------	---------------	------------------	---------------	------------------	------------------


Your Predicted ACT Composite Score Range is 22–26

The predicted ACT score ranges assume you will have typical achievement growth and take the ACT test in spring of 11th grade.

22–26 COMPOSITE	22–27 MATH	20–25 SCIENCE	20–25 STEM	22–27 ENGLISH	22–29 READING
--------------------	---------------	------------------	---------------	------------------	------------------


Progress Toward the ACT National Career Readiness Certificate®

This indicator predicts the ACT National Career Readiness Certificate (ACT NCRC®) that students with this PreACT 8/9 Composite score are likely to obtain. The ACT NCRC is an assessment-based credential that documents foundational work skills important for job success across industries and occupations. Visit www.act.org/NCRC-indicator to learn more.



Your PreACT® Composite Score is 19

This graph shows your PreACT scores and how they compare to the PreACT Readiness Benchmarks.



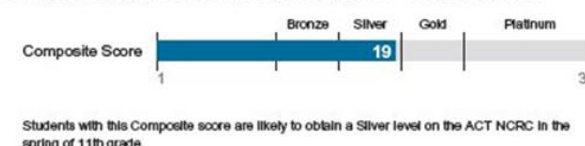
Your Predicted ACT Composite Score Range is 20–23

The predicted ACT score ranges assume you will have typical achievement growth and take the ACT test in spring of 11th grade.

20–23 COMPOSITE	20–24 MATH	18–22 SCIENCE	18–22 STEM	20–24 ENGLISH	21–26 READING
--------------------	---------------	------------------	---------------	------------------	------------------

Progress Toward the ACT National Career Readiness Certificate®

This indicator predicts the ACT National Career Readiness Certificate (ACT NCRC®) that students with your PreACT Composite score are likely to obtain. The ACT NCRC is an assessment-based credential that documents foundational work skills important for job success across industries and occupations. Visit www.act.org/NCRC-indicator to learn more.



Reporting Categories

Your Detailed PreACT Results

The scores below represent your performance on reporting categories measured by the test. Reporting category designations are provided to help you to start to focus on strengths and weaknesses. Categories with only a few items may be less representative of your overall achievement in that category.

MATH

	Correct/Total	Percent Correct	
Preparing for Higher Math	13/21	62%	<div><div></div></div>
• Number & Quantity	3/3	100%	<div><div></div></div>
• Algebra	3/5	60%	<div><div></div></div>
• Functions	4/5	80%	<div><div></div></div>
• Geometry	2/5	40%	<div><div></div></div>
• Statistics & Probability	1/3	33%	<div><div></div></div>
Integrating Essential Skills	7/15	47%	<div><div></div></div>
Modeling	4/10	40%	<div><div></div></div>

SCIENCE

Interpretation of Data	6/12	50%	<div><div></div></div>
Scientific Investigation	6/10	60%	<div><div></div></div>
Evaluation of Models, Inferences & Experimental Results	2/8	25%	<div><div></div></div>

ENGLISH

	Correct/Total	Percent Correct	
Production of Writing	10/14	71%	<div><div></div></div>
Knowledge of Language	5/7	71%	<div><div></div></div>
Conventions of Standard English	14/24	58%	<div><div></div></div>

READING

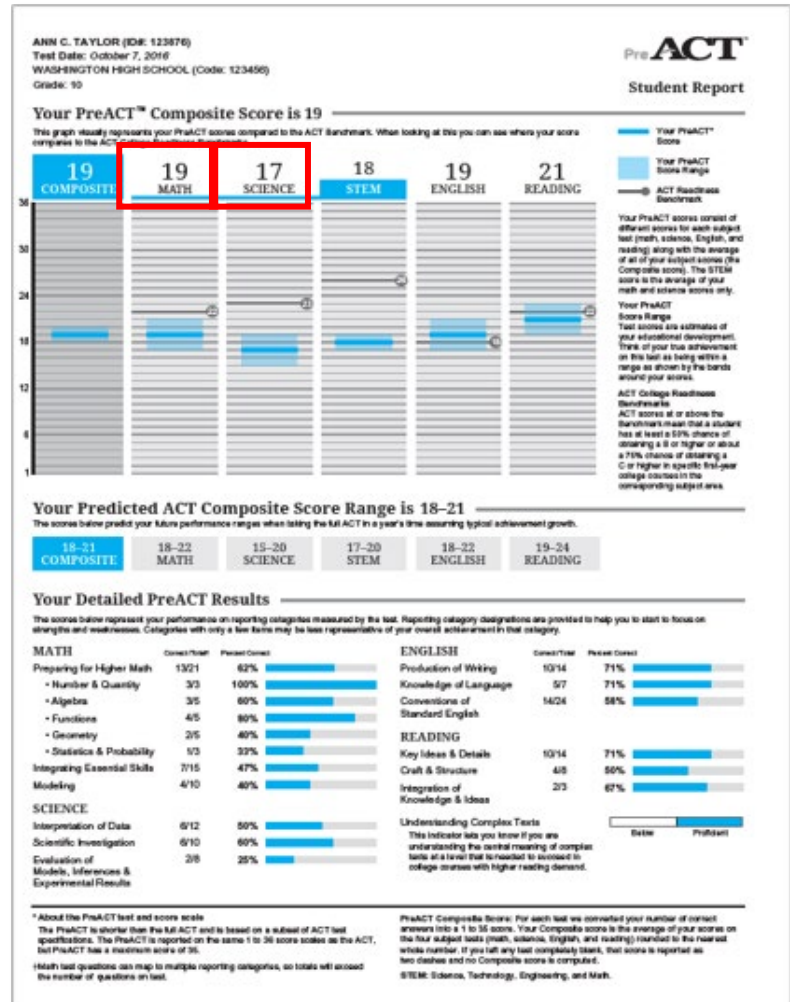
Key Ideas & Details	10/14	71%	<div><div></div></div>
Craft & Structure	4/8	50%	<div><div></div></div>
Integration of Knowledge & Ideas	2/3	67%	<div><div></div></div>

Understanding Complex Texts

This indicator lets you know if you are understanding the central meaning of complex texts at a level that is needed to succeed in college courses with higher reading demand.



Scale Score Ranges for College Readiness Indicators



	ACT Benchmark	In Need Range	On Cusp Range	On Target Range
English	18	1-11	12-14	15-35
Math	22	1-16	17-18	19-35
Reading	22	1-16	17-19	20-35
Science	23	1-17	18-20	21-35
STEM	26	1-21	22-23	24-35

Note. Since PreACT does not include a writing test, there are no Scale Score Ranges for ELA.

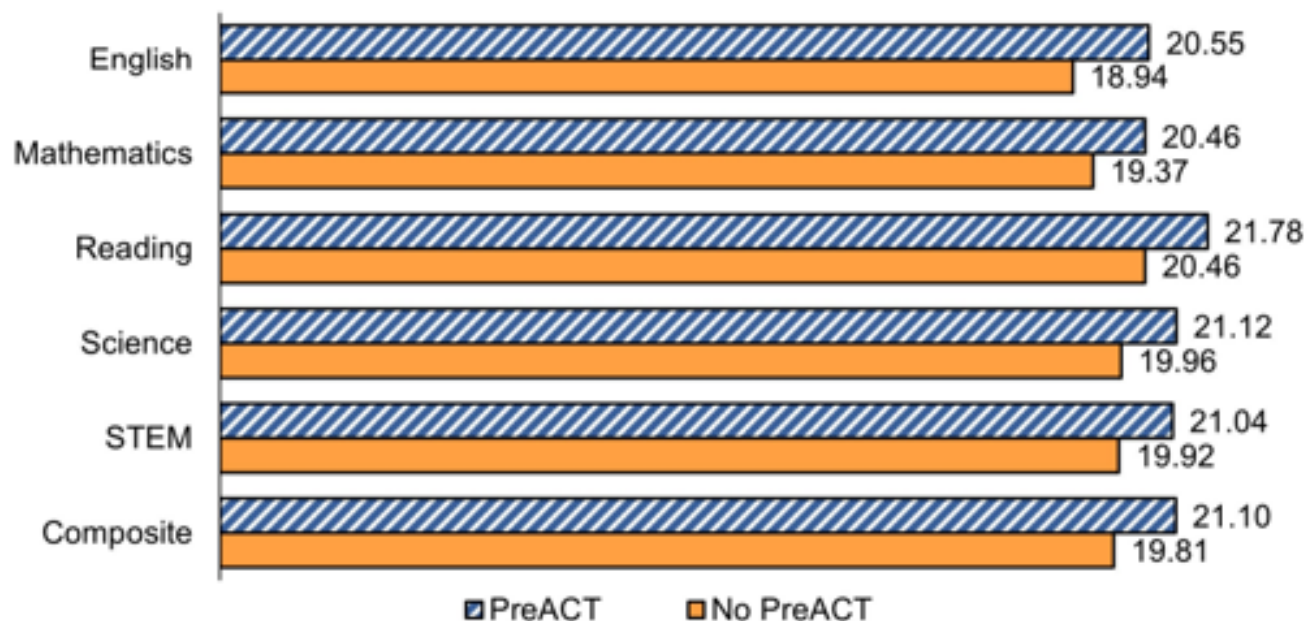
Research and Resources

Research Shows: 5 Benefits of Adopting the PreACT

1. By accurately predicting ACT scores, the PreACT can help facilitate early college planning and preparedness
2. PreACT ensures **equitable access to practice** for the ACT test
3. Schools that adopt the PreACT see improved readiness for college and careers
4. PreACT scores identify students who are ready to succeed in advanced high school courses – including AP
5. PreACT scores **provide a baseline for measuring growth** and to determine the impact of improvement efforts (Districts using this to track teacher incentive allotment)

Students Who Take PreACT® Have Higher Average ACT Scores

Figure 2. Mean ACT Scores by PreACT Testing Status



Source: [PreACT®-Tested Students in the 2023 ACT®- Tested Graduating Class: A Summary of Performance and Growth](#)

PREACT Rising Stars

National Recognition



Introducing the PreACT[®] Rising Stars program!

Shine bright with the PreACT!

Eligibility : Any U.S. student who took PreACT 8/9 from
Sept. 1, 2024, to April 1, 2025.

The PreACT[®] Rising Stars program is designed to recognize and celebrate the outstanding achievements of students who have excelled on PreACT 8/9 during the 2024-25 school year.



Top 5%

highest-scoring
students



Next 10%

highest-scoring
students



Next 35%

highest-scoring
students

Sample of Gold Medal



Sample of Silver Medal



Sample of Certificate



Pre-ACT Rising Stars program – National Recognition

- **Pre-ACT 8/9 only**
- Distinguished Scholars Award – top 5%: Award sent to their district/school for distribution.
- Rising Scholars Award – next 10%: Medal sent to their district/school for distribution.
- Early Scholars Award – next 35%: Certificate sent to their district/school for distribution
- Distinguished Scholars Award – Physical award and Certificate for each learner recipient in their schools
- Rising Scholars Award – Physical award and Certificate for each learner recipient in their schools
- Early Scholars Award -Certificate for each learner recipient in their schools

[PreACT® Rising Stars Program | ACT](#)

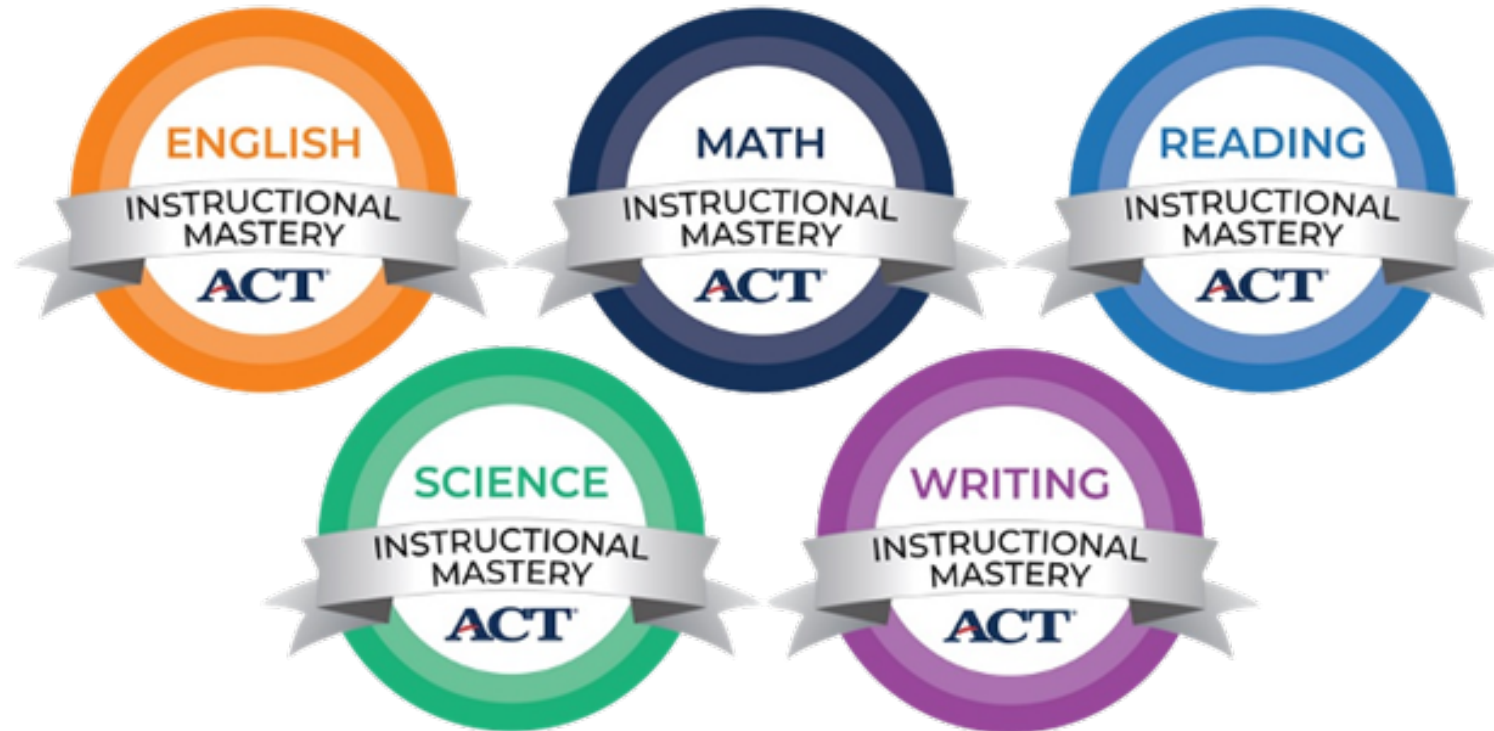
Communication Guide: [PreACT Rising Stars Communications Guide 2025](#)

ACT[®] Instructional Mastery

What is ACT Instructional Mastery (AIM)?

- ACT Instructional Mastery (AIM) is professional development designed to elevate your educator's expertise and content knowledge about the ACT.
- Professional development facilitated by ACT test writers and ACT-trained experts.
- AIM provides educators with teaching strategies that can be integrated immediately into regular classroom instruction.
- All courses are highly interactive and practical and provide an opportunity to share ideas and teaching techniques with colleagues.

Courses available Onsite or Online



Courses are offered in **all 5 content areas** of the ACT:
English, Math, Reading, Science and Writing.

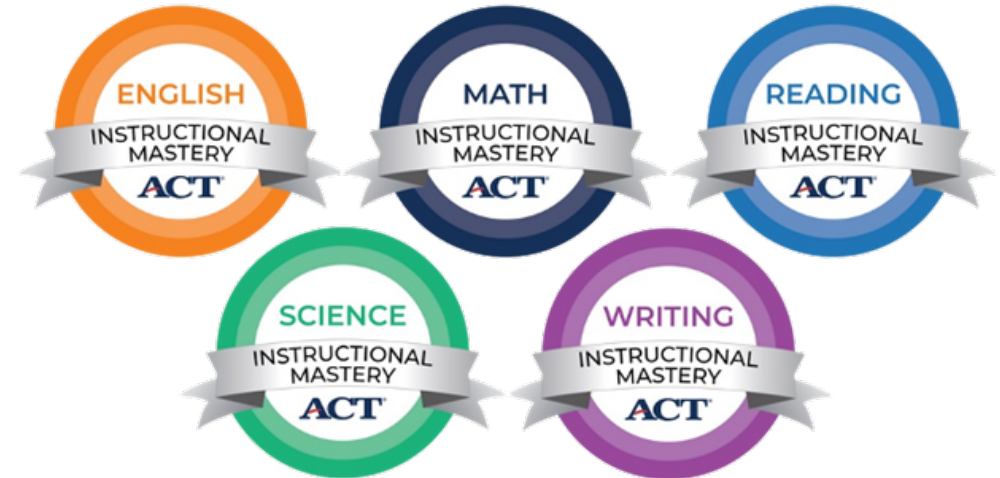
Why ACT Instructional Mastery(AIM)?

Many teachers do not consider themselves ACT test experts. The general response from teachers is that they feel it's been so long since they took the ACT, if ever, and they don't feel adequately prepared to help kids specifically on test content, timing and/or test taking strategies.



Why ACT Instructional Mastery(AIM)?

- AIM certified teachers gain greater confidence and effectiveness in preparing their students for the ACT.
- Schools and districts also report seeing student scores improve after wide AIM training implementations.
- **Improve student outcomes!**



Details

- Courses are subject-specific “deep dives”
- Each course is a full 2-day workshop; totaling 14 hours of content.
- Up to 30 participants can attend a course
- Participants who complete a course will receive a certificate of completion.
- Digital badges will be earned by those who pass the knowledge checks throughout each course.

Benefits of AIM

An aerial photograph of a large group of people crossing a street at a crosswalk. The people are seen from above, moving in various directions across the white-striped crosswalk. The background is a dark asphalt road.

ACT[®]

Benefits to Schools & Districts

Gain	Gain a better understanding of the ACT test and learn evidence-based ways to improve instruction for ACT preparation.
Provide	Provide a methodology to offer quality ACT test preparation for all students, supporting equity and access.
Learn	Learn teaching strategies that advance students' abilities to successfully master the core academic skills needed for college success.
Bring	Bring outsourced test prep programs in house at the school/district level for potential savings.
Build	Build knowledge and confidence for educators.

What Customers Are Saying About AIM

*96% would
recommend!*

*"Very helpful and useful information. **I like that we were instructed by someone actually writing the English section.** Very knowledgeable."* (AIM English)

*"This information is so useful for students! Many students fear standardized tests and do not know these strategies! **The strategies alone could bump score[s] up!**"* (AIM Math)

*"Without a doubt, **I'd recommend this course to other educators due to the density of the content and method of instruction.** I've completed other AIM courses, and I plan to seek certification in all things ACT."* (AIM Reading)

*"Absolutely! It has been a game changer for me. It has been 40 years since I have taken the ACT. **I needed this training to help me understand how to help my students score their best** and more importantly be better able to interpret tables and graphs efficiently."* (AIM Science)

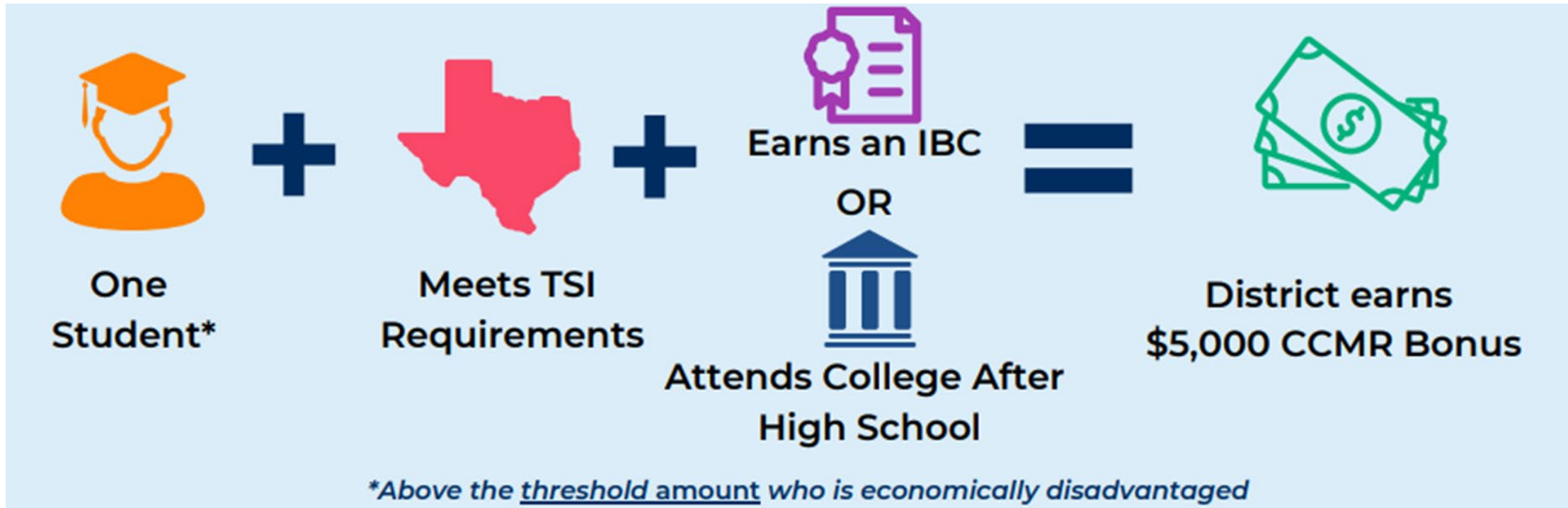
*"...**the training gives insight into how to teach students to write not only for ACT, but also in general.** I also believe that the best way to learn about the test is from the test maker."* (AIM Writing)

*"I'm happy I took time to come to this training. **It is time away from my students, but I know I'm returning with some valuable information and exercises to help them prepare for the ACT** and improve their writing overall." Thank you! (AIM Writing)*



CCMR Outcomes Bonus Allowable Expenses

Texas College and Career Readiness Accountability: Outcomes Bonus



Texas College and Career Readiness Accountability: Outcomes Bonus



Spending Requirements: 55% spent on Improving CCMR for grades 8-12

Allowable/Suggested Use of Funds

➤ Support for College and Career Advising

- Preparation, professional development, and training for counselors on:
 - FAFSA
 - College entrance requirements
 - Career awareness and exploration activities for students
 - Work-Based Learning

➤ Support for establishing and/or maintaining College and Career Readiness School Models

➤ Support for Teacher and Student Preparation

- Preparation, professional development, and training for teachers on:
 - ACT and/or SAT
 - Dual credit
 - Advanced Placement (AP)
 - International Baccalaureate (IB)
- Preparation for students on:
 - ACT and/or SAT
 - Dual credit
 - Advanced Placement (AP)
 - International Baccalaureate (IB)

ACT Enhancements

<https://www.act.org/content/act/en/products-and-services/the-act/test-changes/enhancements.html>

Enhancements to the ACT Test

Coming to ACT National Online Spring 2025 • Coming to ACT District Testing Spring 2026



ACT is committed to a future where **20.2 million** more learners are ready for postsecondary and work opportunities by **2032**.

Our focus forward in 2024-26 includes delivering on this vision through ACT enhancements that improve the testing experience for students and educators.

Enhancements to the ACT Test

**Expand
National
Online**



**Advance Our
Quality
Assessment
Practices**



**Provide
More Time
Per Item**



**& Reduce
Total Testing
Time**



**Respond to
Learner &
Higher Ed
Feedback**



**Provide More
Stakeholder
Choice**

Enhancements to the ACT Test

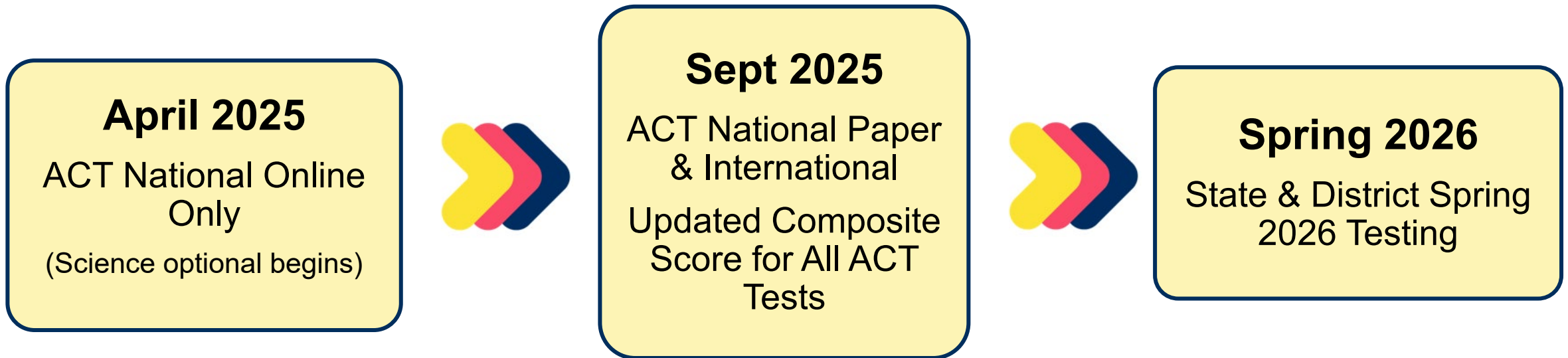
Coming to ACT National Online Spring 2025 • Coming to ACT District Testing Spring 2026 (School Day Testing)

- **What is not changing?**

- The ACT scale will remain 1-36 as it has been for 35 years.
- Scores from tests taken prior to the rollout of the new composite score will not change.
- Ability to predict success in first year college credit-bearing courses.
- Both **paper/pencil** and online test options will continue to be available.

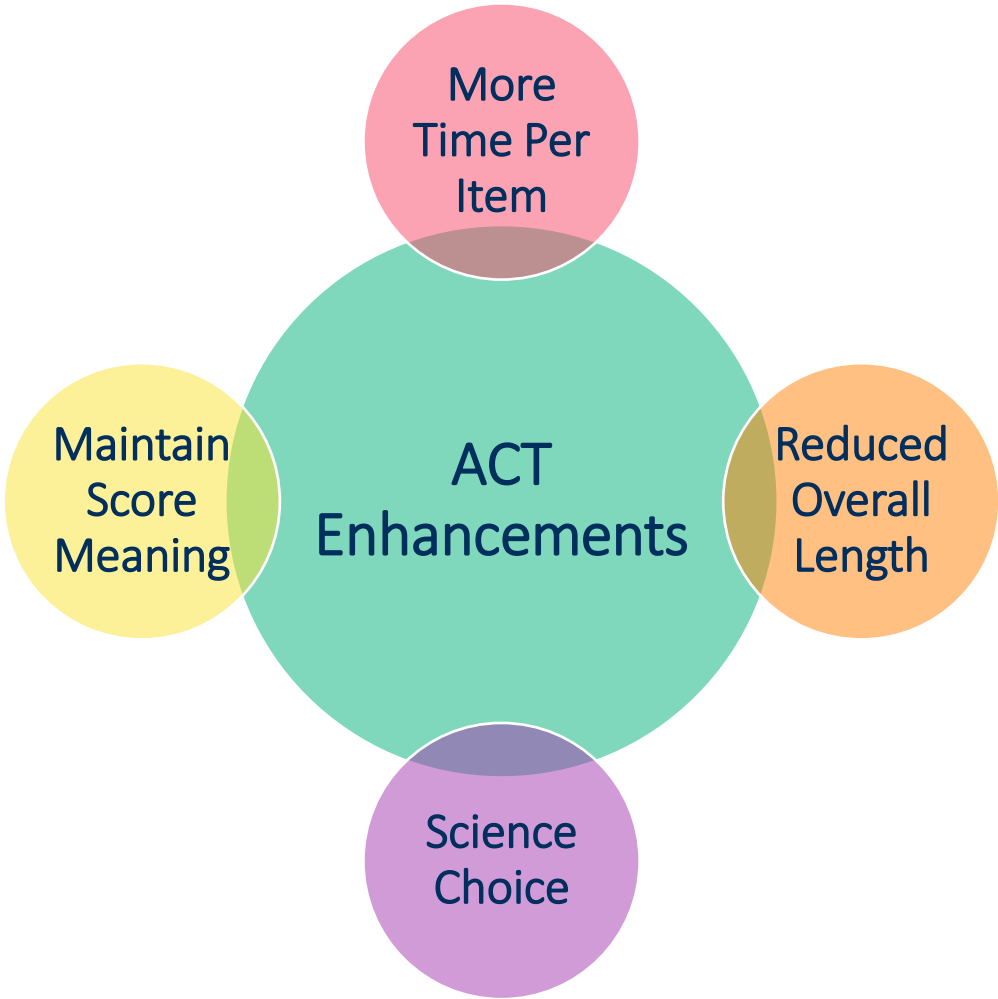
Enhancements to the ACT Test: Timeline

Coming to ACT National Online Spring 2025 • Coming to ACT District Testing Spring 2026 (School Day Testing)



ACT Current State to Future State

Current State		
English	75 items	45 min
Reading	40 items	35 min
Math	60 items	60 min
Science	40 items	35 min
5 th Test^ (Field Test)	12-28 items	20 min
Writing	1 item	40 mins
	National + Writing S/D + writing	195 min 235 min 175 min 215 min



Proposed Future State		
English	50 items (10 FT)	35 min
Reading	36 items (9 FT)	40 min
Math	45 items (4 FT)	50 min
Science	40 items (6 FT)	40 mins
Writing	1 item	40 min
	National & S/D	125 min
	+Science +writing	165 min 205 min

^ State/District students do not receive 5th test

Total count includes Field Test (FT) items

Table 1. Summary of the Number of Items and Testing Time on the Legacy and Enhanced ACT by Section

The following table shows a comparison of the total number of items and testing time by section for the legacy and enhanced ACT test.

	ACT - Legacy		ACT - Enhanced	
	Items	Total Time (Min)	Items	Total Time (Min)
English	75	45	50*	35
Math	60	60	45*	50
Reading	40	35	36*	40
Science	40	35	40*	40
Writing	1	40	1	40
Core ACT Administration**	215	175	131*	125

*Number includes embedded field-test items that do not contribute to score points.

**The core administration is the shortest administration of the test and results in a college-reportable Composite Score. The core administration for the legacy ACT is English, Math, Reading, and Science. The core administration for the enhanced ACT is English, Math, and Reading.

Table 2. Comparison of the English Section (Legacy and Enhanced) Number and Percentage of Items by Reporting Category

The following table shows the comparison of reporting category items in the English section of the legacy and enhanced ACT test.

Reporting Category	English			
	ACT - Legacy		ACT - Enhanced	
	Number of Items	Percentage of Section	Number of Items	Percentage of Section
Production of Writing	22-24	29-32	15-17	38-43
Knowledge of Language	11-13	15-17	7-9	18-23
Conventions of Standard English	39-41	52-55	15-17	38-43
Total	75		50*	

*Total number includes 10 embedded field-test items that do not contribute to score points.

Table 3. Comparison of the Math Section (Legacy and Enhanced) Number and Percentage of Items by Reporting Category

The following table shows the comparison of reporting category items in the math section of the legacy and enhanced ACT test.

Reporting Category	Math			
	ACT - Legacy		ACT - Enhanced	
	Number of Items	Percentage of Section	Number of Items	Percentage of Section
Preparing for Higher Math	34-36	57-60	33	80
Number & Quantity	5-7	8-12	4-5	10-12
Algebra	7-9	12-15	7-8	17-20
Functions	7-9	12-15	7-8	17-20
Geometry	7-9	12-15	7-8	17-20
Statistics & Probability	5-7	8-12	5-6	12-15
Integrating Essential Skills	24-26	40-43	8	20
Modeling	≥ 12	≥ 20	≥ 8	≥ 20
Total	60		45*	

*Total number includes four embedded field-test items that do not contribute to score points.

Table 4. Comparison of the Reading Section (Legacy and Enhanced) Number and Percentage of Items by Reporting Category

The following table shows the comparison of reporting category items in the reading section for the legacy and enhanced ACT test.

Reporting Category	Reading			
	ACT - Legacy		ACT - Enhanced	
	Number of Items	Percentage of Section	Number of Items	Percentage of Section
Key Ideas & Details	21-24	53-60	12-14	44-52
Craft & Structure	10-12	25-30	7-9	26-33
Integration of Knowledge & Ideas	6-9	15-23	5-7	19-26
Total	40		36*	

*Total number includes nine embedded field-test items that do not contribute to score points.

Table 5. Comparison of the Science Section (Legacy and Enhanced) Number and Percentage of Items by Reporting Category


The following table shows the comparison of reporting category items in the science section of the legacy and enhanced ACT test.

Reporting Category	Science			
	ACT - Legacy		ACT - Enhanced	
	Number of Items	Percentage of Section	Number of Items	Percentage of Section
Interpretation of Data	16-20	40-50	13-17	36-47
Scientific Investigation	8-12	20-30	6-11	17-31
Evaluation of Models, Inferences, & Experimental Results	10-14	25-35	8-13	22-36
Total	40		40*	

*Total number includes six embedded field-test items that do not contribute to score points.

Enhancements to the ACT Test

Coming to ACT National Online Spring 2025 • Coming to ACT District Testing Spring 2026 (School Day Testing)



[ACT National Enhancements Video](#)

New Composite Score: Starting Fall 2025

ACT { **English**
Math
Reading } → **COMPOSITE**

ACT + **Science** → **STEM SCORE**
+ **Writing** → **ELA SCORE**

Starting in fall 2025, the ACT Composite will be English, math, and reading. Students can still take all five subjects previously offered on the ACT test, but they will have more flexibility to choose their own test experience tailored to their education needs.

Students who choose to take the science section will receive a STEM score, and students who choose to take the writing section will receive an ELA score.

Enhancements to the ACT Test: Superscores

Coming to ACT National Online Spring 2025 • Coming to ACT District Testing Spring 2026

- **How will ACT Superscores Work?**

- Starting in **April 2025**, students choosing to take the national online test will have their ACT Superscores calculated using the new English, Math, Reading method.
- For all other students, this transition to the English, Math, Reading calculation will occur in **September 2025**.
- We will continue to report the highest score for each subject along with the date the test was taken, but the composite score will now be based on the new simplified English, Math, Reading calculation.

TEST DATE	ENGLISH SCORE	MATH SCORE	READING SCORE	SCIENCE SCORE	COMPOSITE SCORE
APRIL	19	20	23	21	21
JUNE	22	22	20	22	22
SEPTEMBER	20	23	21	21	21

- **What is an ACT Superscore?**

- A Superscore is the average of your student's best scores from each subject from multiple test attempts.
- A Superscore is never lower than a single composite score.

TEXAS Contact Information



- **Accommodations**

- 800.553.6244, ext. 1788
- actstateaccoms@act.org

- **ACT Now School Day Testing**

- 800-553-6244 ext. 2800, option 4.
- actstatetesting@act.org

- **ACT Now PreACT**

- 877-789-2925
- preact@act.org

- **MyACT** (Students)

- 319-337-1270

- **ACT National Testing**

- 800-553-6244, ext. 1510 (School Personnel)
- 319-337-1510 (Students & Parents)
- Testact@act.org

Account Executive	Texas Territory	Email	Phone
Bailey Stilley	West/Panhandle	Bailey.Stilley@act.org	575-361-4254
Reenie Laginess	East	Reenie.Laginess@act.org	850-586-5143
Jennifer Pitts	DFW	Jennifer.Pitts@act.org	817-913-3110
Kay Oliver	Central/South	Kay.Oliver@act.org	512-586-7919

thank you!

